












Capacity Chart

View Setup Definitions												
Room Name	Floor #	Room Size	Total Sq. Ft.	Ceiling Height	Rounds of 10	Theater	Reception	Conference	Classroom 3 per 6	U-Shape	Hollow Square	Exhibit Booths 8 x 10
Senate 3	2	25'11" x 20'11"	509	12'11" - 12'11"	30	35	35	20	18	-	-	-
Congress II	1	20'11" x 25'11"	510	12'11" - 12'11"	30	36	30	20	20	-	-	-
Congress I	1	20'11" x 25'11"	512	12'11" - 12'11"	30	36	30	20	20	-	-	-
Senate 1	2	25'11" x 20'11"	518	12'11" - 12'11"	30	35	35	20	18	-	-	-
Senate 2	2	25'11" x 20'11"	527	12'11" - 12'11"	30	35	35	20	18	-	-	-
Mayor's Suite	3	25'11" x 25'11"	590	8'11" - 6'11"	-	-	25	-	-	-	-	-
Governor's Suite	3	39' x 25'11"	816	8'11" - 6'11"	-	-	50	-	-	-	-	-
Boardroom	3	45'11" x 27'	839	8'11" - 6'11"	-	-	-	22	-	-	-	-
Caucus	1	33'11" x 25'11"	855	12'11" - 12'11"	50	60	60	20	43	20	24	-
Chamber	1	33'11" x 25'11"	856	12'11" - 12'11"	50	60	60	20	43	20	24	-
Cabinet	1	33'11" x 27'	878	12'11" - 12'11"	50	60	60	20	43	20	24	-
Council	1	33'11" x 27'11"	919	12'11" - 12'11"	50	70	60	20	48	20	24	-
House	2	33' x 12'11"	927	12'11" - 12'11"	50	50	60	18	36	18	20	-
Cameral	1	33' x 33'	951	12'11" - 12'11"	50	50	50	18	36	18	20	-
Senate 2 / 3	2	20'11" x 52'11"	1,038	12'11" - 12'11"	60	60	75	36	33	-	-	-
Senate 1 / 2	2	20'11" x 52'11"	1,045	12'11" - 12'11"	60	60	75	36	33	-	-	-
Congress	1	20'11" x 52'	1,052	12'11" - 12'11"	60	70	60	40	40	-	-	-
Senate	2	79' x 20'11"	1,557	12'11" - 12'11"	90	100	100	-	54	-	-	-
State	1	70'11" x 31'	1,786	10'11" - 10'11"	80	70	125	20	48	-	-	-
Grand 1	2	52'11" x 35'	1,866	16' - 16'	120	190	200	38	120	36	42	10
Grand 3	2	52'11" x 35'	1,866	16' - 16'	120	190	200	38	120	36	42	10
Grand 2	2	52'11" x 35'	1,866	16' - 16'	120	190	200	38	120	36	42	10
Capitol I	1	39' x 49'11"	1,981	12'11" - 14'	130	260	300	34	126	34	43	10
Capitol III	1	39' x 49'11"	1,982	12'11" - 14'	130	260	300	34	126	34	43	10
Capitol II	1	54' x 49'11"	2,708	12'11" - 14'	250	370	400	34	180	44	53	15
Grand 1/2	2	70'11" x 52'11"	3,782	16' - 16'	220	360	400	-	222	60	72	20
Grand 2/3	2	70'11" x 52'11"	3,785	16' - 16'	220	360	400	-	222	60	72	20
Capitol I / II	1	49'11" x 93'	4,690	12'11" - 14'	360	630	600	-	312	70	79	22
Capitol II / III	1	49'11" x 93'	4,691	12'11" - 14'	360	630	600	-	312	70	79	22
Grand 4	2	45'11" x 106'	4,978	16' - 16'	360	550	650	-	390	68	80	30
Grand 1 / 2 / 3	2	106' x 52'11"	5,651	16' - 16'	360	520	600	-	342	72	80	30
Grand 5	2	54'11" x 106'	5,848	16' - 16'	450	650	750	-	400	68	80	30
Capitol	1	133' x 49'11"	6,672	12'11" - 14'	480	880	1000	-	432	-	-	35
Grand 1 / 2 / 3 / 4	2	106' x 99'11"	10,629	16' - 16'	700	1100	1150	-	660	-	-	60
Grand 4/5	2	106' x 102'	10,827	16' - 16'	720	1100	750	-	660	-	-	62
Grand Ballroom	2	154'11" x 106'	16,425	16' - 16'	1350	1900	2400	-	-	-	-	96